

Navigate to a migrated UVACollab site.

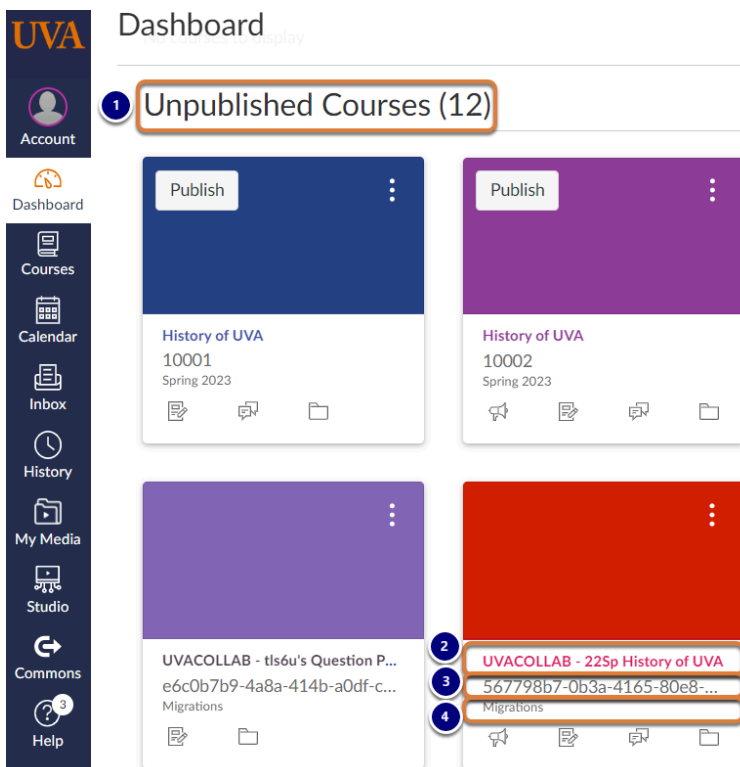
Sites that were copied for you from UVACollab to UVACanvas can be found on your Canvas [Dashboard](#) or in your **Courses** menu.

Learn about navigating to sites in Canvas.

You can find general instructions for navigating to sites in Canvas in the following help articles:

- [How do I use the Global Navigation Menu as an instructor? \(opens new window\)](#)
- [How do I use the Dashboard as an instructor? \(opens new window\)](#)
- [How do I view all my Canvas courses as an instructor? \(opens new window\)](#)

Find a migrated site on your Dashboard.




Sites that were copied from UVACollab display on your [Dashboard](#) with the following characteristics:

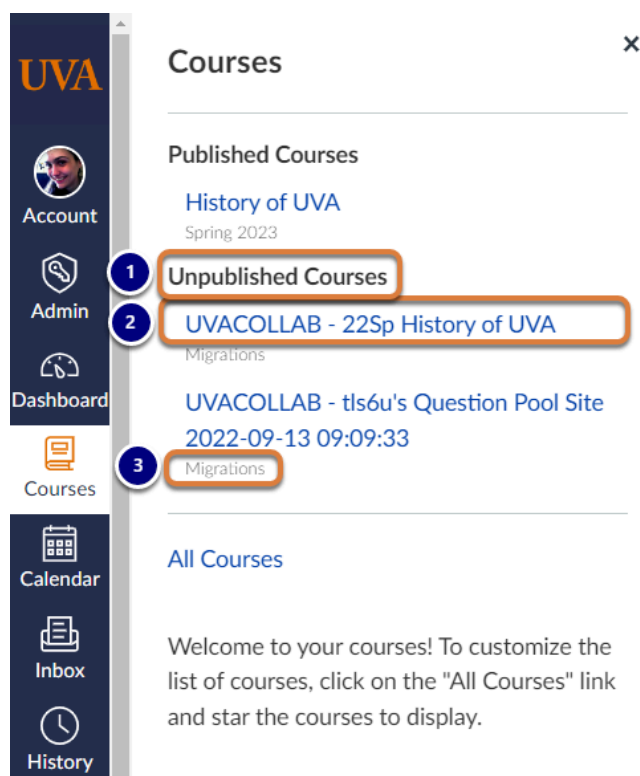
1. All migrated sites will be grouped under the heading *Unpublished Courses*.
2. On the card for a migrated site, its title is preceded with **UVACOLLAB** and a dash, for example **UVACOLLAB - 22Sp History of UVA**.

3. Under the site's title is the **site ID** from the original site in UVACollab, a string of random numbers and letters that come from the UVACollab site's link (URL), for example, **567798b7-0b3a-4165-80e8-...**
4. In smaller print under the site ID is the term categorizing the site, **Migrations**.

You can access the site by selecting its **name**, e.g., **UVACOLLAB - 22Sp History of UVA**.

 **Tip:** If you have many sites cluttering your *Dashboard*, you can hide them by following the steps in [How do I customize my Courses list as an instructor? \(opens new window\)](#) to favorite your upcoming courses.


Find a migrated site in your Courses menu.



Sites that were copied from UVACollab display in your **Courses** menu with the following characteristics:

1. All migrated sites will be grouped under the heading *Unpublished Courses*.
2. Each site's title is preceded with **UVACOLLAB** and a dash, for example **UVACOLLAB - 22Sp History of UVA**.
3. In smaller, light gray text under the site's title is the term categorizing the site, **Migrations**.

You can access the site by selecting its **name**, e.g., **UVACOLLAB - 22Sp History of UVA**.

 **Tip:** If you have many sites cluttering your **Courses** menu, you can hide them by following the steps in [How do I customize my Courses list as an instructor? \(opens new window\)](#) to favorite your upcoming courses.

Return to the Checklist.

Go back to the [Checklist for Reusing Content from UVACollab](#) to start evaluating the content in your migrated site.