


Revise Tests & Quizzes assessment questions.

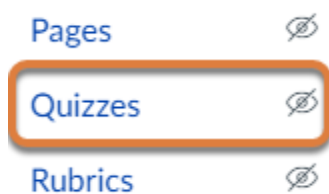
Many questions can be imported from UVACollab's *Tests & Quizzes* to Canvas's *Classic Quizzes*. However, there are question types and options that could not be imported due to a difference of features between UVACollab and Canvas. In most cases, you will find entries in the [Migration Exception Log](#) to help you identify quiz questions you may need to edit as a result of these system differences.

Open the link for an affected question type or option below to find a description of potential issues and recommendations for moving forward.

 **Tip:** You can use the information in this article as you work through **Step 3: Revise** in the **Checklist for Reusing Content from UVACollab**. [Go back to the checklist](#) for additional steps.

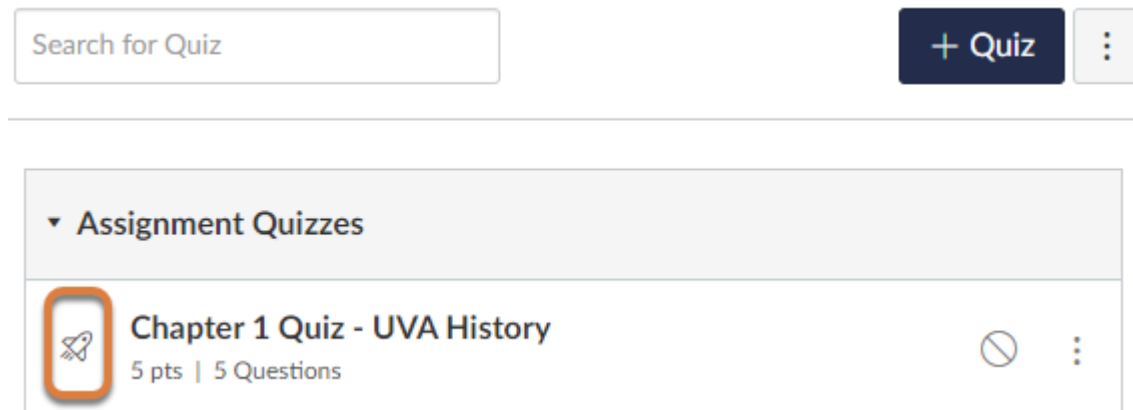
 **WARNING:** We **strongly recommend** reviewing **all** assessment questions and settings to see if you need to make adjustments. A comprehensive review of all assessment settings should be completed prior to publishing.

Go to Quizzes.



Select **Quizzes** from the [Course Navigation Menu](#).


Get started with Canvas Quizzes.



The Canvas *Quizzes* tool includes options to create quizzes as either *Classic Quizzes* or *New Quizzes*. Assessments copied from UVACollab are *Classic Quizzes*. A white rocketship icon displays to the left of each quiz title, as shown in the screenshot above.

Some of the recommendations for editing questions in the sections below mention using features of *New Quizzes*. To do this, migrate the quizzes that include those questions by following the steps in [How do I migrate a Canvas quiz to New Quizzes? \(opens new window\)](#).

 **Tip:** For links to documentation describing the differences between *Classic* and *New Quizzes*, see the [New Quizzes Transition Toolkit \(opens new window\)](#).

 **Note:** You should continue to use *Classic Quizzes* to include audio or video content in a test or quiz. *New Quizzes* is still under development and does not yet have media tools integrated into it.

Select a quiz.

+ Quiz

⋮


▼ Assignment Quizzes

 **Chapter 1 Quiz - UVA History**
5 pts | 5 Questions


 ⋮

Select the **name of the quiz** to review.

Select Edit.

 Publish

Preview

 **Edit**

⋮

This quiz is unpublished
Only teachers can see the quiz until it is published.

Chapter 1 Quiz - UVA History

Quiz Type	Graded Quiz
Points	5
Assignment Group	Assignments
Shuffle Answers	No
Time Limit	No Time Limit
Multiple Attempts	No
View Responses	Always
Show Correct Answers	Immediately
One Question at a Time	No

Select the **Edit** button near the upper right corner of the page.

Select Questions.

Points 5  Not Published



Details

Questions

Chapter 1 Quiz - UVA History

Quiz Instructions:

Select the **Questions** link above the field with the quiz's name.

While revising, note the following.

Show Question Details

Syllabus

Modules

Assignments

Discussions

Grades

Files

SensusAccess

Collaborations

Pages

Quizzes

Rubrics

Outcomes

People

Ally Course

Accessibility Report

Details

Questions

☒ Show Question Details

Part 1, Question 1

10 pts

Thomas Jefferson was the founder of UVA.

True

False

Correct answer comments


Wrong answer comments


If your assessment includes **fewer than 25** questions, you can select the **Show Question Details** checkbox near the top of the page for a quick overview of your question text, answers, and correct or incorrect answer feedback comments.

Quiz question labels with parts and numbers

[Details](#)[Questions](#)


☐ Show Question Details

 Part 1, Question 1	10 pts
Thomas Jefferson was the founder of UVA.	

 Part 1, Question 2	10 pts
Select all the people below who were once students at UVA.	

Unless a UVACollab assessment was using the **random draw from question pool** setting for questions, each quiz question imported into Canvas should have a label of the part number and question number from the source assessment, e.g., **Part 1, Question 1**.

These labels are only for instructors and will not be visible to students taking a quiz.

 **Note:** Many UVACollab assessments only have one part. If the assessment only had one part, the Canvas quiz will have "Part 1" included in the labels for all questions.

Part descriptions in text blocks

Part 1 - Case Study 1 - Part Information	
Read the case study below and answer the questions that follow. A mother calls the general practitioner's office and explains that her son has been feeling nauseated and vomited several times during the past week - his condition seems to be worsening. The child's teacher also noticed that he was drinking a lot of water, but complaining of constant thirst, and frequently needed to go to the bathroom.	
Part 1, Question 1	10 pts
Which of the following tests would be the most logical to run on the child? Select all that apply. Explain why you picked those answers in the box below.	
Part 1, Question 2	20 pts
Provide at least one possible diagnosis from the preliminary evidence and describe next steps to test for confirmation.	

If a **Part** in the source UVACollab assessment included instructions, embedded content (e.g., images, videos), or attachments in its **Information**, this content will be included in the Canvas quiz as a text block labeled with the **Part** number and title and **Part Information**. For example, if the original assessment had a first part titled **Case Study 1** that included a scenario, the equivalent Canvas quiz would have a text block preceding the questions in that part labeled **Part 1 - Case Study 1 - Part Information** with the scenario as the text in it.

As with question labels, the labels on the part information text blocks are only to help instructors and will not be visible to students during a quiz.

Note: If a **Part** in the source assessment had a **Title**, but no **Information**, that part's title will not be reflected in the Canvas quiz.

Question and answer ordering

If you had **randomization** enabled in the source assessment for either question ordering in a **Part** or for answers to multiple choice questions, they may have been **randomly reordered** during import.

You can reorder questions by following the steps in [How do I reorder questions or question groups in a quiz? \(opens new window\)](#)

Edit a question or text block.

Details

Questions


☐ Show Question Details

⋮

Part 1, Question 1

1 pts

Thomas Jefferson was the founder of UVA.



You will need to select the **pencil** icon for a question or **Part Information** text block to **Edit** it.

To make the icon appear, hover your mouse over the question or information text, or use the **Tab** key on your keyboard to navigate to the icon (the icon displays at the right side of the box containing the text).

Note: All files embedded using *My Media* or *Media Gallery* (Kaltura) will currently display an *Access Denied* error in UVACanvas. The original files are available to you in *My Media* in UVACanvas to re-embed or publish in *Media Gallery* in your upcoming courses. We are currently working with our vendor partners in hopes of rectifying this issue.

Questions with a Minimum Point Value

In UVACollab's *Tests & Quizzes*, there is an option to set a **Minimum Point Value** to automatically award points to students who enter any answer for a question, regardless of their answer. The **Minimum Point Value** option is available for **Short Answer/Essay, Matching, Multiple Choice, True False, Fill in the Blank**, and **Numeric Response** questions in *Tests & Quizzes*.

There is no similar feature in Canvas's *Classic Quizzes* or *New Quizzes*. The **Minimum Point Value** setting will **not** be mentioned in the [Migration Exception Log](#).

Recommendation (Multiple Choice only): In New Quizzes, vary points by answer.

There is a way to give students points for any answer they choose in a multiple choice question in *New Quizzes*. Use the **Vary points by answer** option to assign point values to each answer choice. For more information, see the *Vary Points by Answer* section of [How do I create a Multiple Choice question in New Quizzes? \(opens new window\)](#).

Recommendation (other question types): Manually add points for incorrect answers.

While grading, you can manually adjust the points earned by students who entered incorrect answers. For more information, see one of the following articles:

- **Classic Quizzes:** [How do I grade quiz questions in SpeedGrader? \(opens new window\)](#)
- **New Quizzes:** [How do I grade a quiz in New Quizzes? \(opens new window\)](#)

Questions marked as Extra Credit

Canvas does not provide the option to mark a question as **Extra Credit**.

There is no similar feature in Canvas's *Classic Quizzes* or *New Quizzes*. The **Extra Credit** setting will **not** be mentioned in the [Migration Exception Log](#).

Recommendation: Use a workaround recommended by Canvas.

For information on different options recommended by Canvas, refer to [How do I give extra credit in a course? \(opens new window\)](#).

Audio Recording Questions

The **Audio Recording** question type in UVACollab's *Tests & Quizzes* requires students to record an audio response to a question with a microphone.

Canvas's *Classic Quizzes* and *New Quizzes* do not have an option for similar audio recording questions. **Audio Recording** questions have been converted to **Essay Questions**. These questions will be identified in the [Migration Exception Log](#) as in the following example:

Question Part 7, Question 1 - [Student Audio Response] not supported in Midterm Exam

Recommendation 1: Update the instructions in the Essay

Question.


Students can record and embed content in an **Essay Question** in *Classic Quizzes* using the [Rich Content Editor](#) with *Kaltura Media Gallery* or *Canvas Studio*. Provide instructions in the question text for them to do this. For more information, see:

- [How do I create an Essay quiz question? \(opens new window\)](#)
- [How do I set up a video or audio assignment using Media Gallery?](#)
- [How do I embed Canvas Studio media in a Canvas course? \(opens new window\)](#)

Recommendation 2: Create an audio submission assignment.

Create an assignment where students can record audio or video and submit it for grading. Students can record and embed content into an assignment submission with *Kaltura Media Gallery* or *Canvas Studio*. For more information, see:

- [How do I create an online assignment? \(opens new window\)](#)
- [How do I set up a video or audio assignment using Media Gallery?](#)
- [How do I embed Canvas Studio media in a Canvas course? \(opens new window\)](#)

 **Note:** You should continue to use *Classic Quizzes* to include audio or video content in a test or quiz. *New Quizzes* is still under development and does not yet have media tools integrated into it.

Calculated Questions

The **Calculated Question** type in UVACollab's *Tests & Quizzes* uses variables and formulas to randomly present a mathematical problem to solve.

Calculated Questions were handled differently depending on how they were configured. For more information, open the links below.

Simple Calculated Questions with one answer blank

Simple **Calculated Questions** in UVACollab's *Tests & Quizzes* that had only one answer blank have been converted to **Formula Questions**. These questions will be identified in the [Migration Exception Log](#) as in the following example:

Question Part 1, Question 2 - [Calculated Question] in Midterm Exam was converted to Formula

The questions should be edited to remove the text in double curly brackets that defined the blank where students would enter their answer. For example, if the original question was written as $\{x\} + \{y\} = \{\{z\}\}$, remove the $\{\{z\}\}$ so students are not confused. For more information about the **Formula Question** type, see the following articles:

Classic Quizzes:

- [How do I create a Formula quiz question with a single variable? \(opens new window\)](#)
- [How do I create a Simple Formula quiz question? \(opens new window\)](#)

New Quizzes: [How do I create a Formula question in New Quizzes? \(opens new window\)](#)

Calculated Questions with Calculations in the question text

Calculated Questions in UVACollab's *Tests & Quizzes* have an option to include a **Calculation** (a numerical value constructed from variables) in **double brackets** `[[]]` within the question text. For example, `[[({a} + {b} + {c} + {d})/4]]`.

Calculated Questions with calculations have been converted to **Essay Questions**. These questions will be identified in the [Migration Exception Log](#) as in the following example:

Question Part 1, Question 7 - [Calculated Question with Calculations] not supported in Midterm Exam

Recommendation: Use question or item banks to present questions with different numbers.

Consider how you could rewrite the question so a calculation is not needed in the question text. If you used calculations to randomize the numbers students are presented, you could create a question bank in *Classic Quizzes* or item bank in *New Quizzes* filled with similar questions using different numbers. In the quiz, add a question group linked to the question or item bank. Students would be presented with the number of questions you specify selected at random from the linked bank. For more information, see the following articles:

Classic Quizzes:

- [How do I create a question bank in a course? \(opens new window\)](#)
- [How do I create a quiz by finding questions in a question bank? \(opens new window\)](#)

New Quizzes:

- [How do I create an item bank in New Quizzes? \(opens new window\)](#)
- [How do I add content to an item bank in New Quizzes? \(opens new window\)](#)
- [How do I create a quiz with a question group to randomize quiz questions? \(opens new window\)](#)

Calculated Questions with multiple blanks to answer

When authoring a **Calculated Question** in UVACollab's *Tests & Quizzes*, there is an option to have students solve for multiple blanks in a question.

Calculated Questions with multiple blanks have been converted to **Essay Questions**. These questions will be identified in the [Migration Exception Log](#) as in the following example:

Question Part 1, Question 1 - [Calculated Question with multiple answer blanks] not supported in Midterm Exam

Recommendation: Assess students across multiple questions.

Consider how you could assess a student's ability to calculate each answer across multiple questions. For example, a question asks students to perform three different calculations to find three different solutions. The instructor could write three new questions with related scenarios, where each question asks students to perform one of those calculations. For more information about the **Formula Question** type, see the following articles:

Classic Quizzes:

- [How do I create a Formula quiz question with a single variable? \(opens new window\)](#)
- [How do I create a Simple Formula quiz question? \(opens new window\)](#)

New Quizzes: [How do I create a Formula question in New Quizzes? \(opens new window\)](#)

Fill in the Blank Questions with Mutually Exclusive answers

When authoring a **Fill in the Blank Question** in UVACollab's *Tests & Quizzes* that includes more than one blank with the same possible correct answers, there is an option to require students to supply a different answer in each blank for full credit.

There is no similar feature in Canvas's *Classic Quizzes* or *New Quizzes*. The **Mutually Exclusive** setting will not be mentioned in the [Migration Exception Log](#).

Recommendation: Manually subtract points for incorrect answers.

While grading, you can manually adjust the points earned by students who entered incorrect answers. For more information, see one of the following articles:

- **Classic Quizzes:** [How do I grade quiz questions in SpeedGrader? \(opens new window\)](#)
- **New Quizzes:** [How do I grade a quiz in New Quizzes? \(opens new window\)](#)

Matching Questions

Matching Questions with "None of the Above" as an option


When authoring a **Matching** question in UVACollab's *Tests & Quizzes*, there is an option to choose **None of the Above** as a match for a matching item.

Canvas's *Classic Quizzes* and *New Quizzes* do not have this feature as it is used in *Tests & Quizzes*. These questions will be identified in the [Migration Exception Log](#) as in the following example:

Question Part 1, Question 3 - [Matching] has "None of the above" selected in Midterm Exam

Recommendation: Change "None of the Above" to "None of the Options".

Edit the question and for the item that would have been paired with **None of the Above**, change the answer to "None of the Options." For more information, see [How do I create a Matching quiz question? \(opens new window\)](#).

 **Note:** If more than one matching item was paired with **None of the Above** in the original question, each answer will need to be modified so it has unique text.

Matching Questions with an answer reused

Canvas does not support having the same answer for multiple items in a **Matching Question**. Questions that used this option in UVACollab need to be updated so students can answer them correctly.

These questions will be identified in the [Migration Exception Log](#) as in the following example:

Question Part 1, Question 3 - [Matching] has answers reused in Midterm Exam

Matching Questions with rich text content in choices or matches

Canvas **Matching Questions** can only have plain text in their answers. If a matching item from UVACollab included rich text content, for example font colors or styles, multiple paragraphs, or embedded images, this content will appear as HTML code in the answer text. You will need to edit these questions so students can answer them.

If an affected question included at least one image embedded in a matching item, it will be identified in the [Migration Exception Log](#) as in the following example:

Question Part 1, Question 2 - [Matching] has an image in the matching options

Multiple Choice Questions with Randomized Answers

When authoring **Multiple Choice** questions, UVACollab's *Tests & Quizzes* provides an option to randomize answers for students when they view a particular question.

Canvas's *Classic Quizzes* supports answer randomization for the entire assessment, not by individual question.

Recommendation 1: Shuffle answer choices for all questions.

In *Classic Quizzes*, use the **Shuffle Answers** checkbox in a quiz's settings to randomize answers for all **Multiple Choice** and **Multiple Answers** questions in the quiz. See [Revise Tests & Quizzes assessment settings](#) for steps to enable this option and edit other settings.

Recommendation 2: Shuffle answer choices by question in New Quizzes.

In Canvas's *New Quizzes*, you can shuffle answer choices by question. For more information, see [How do I create a Multiple Choice question in New Quizzes? \(opens new window\)](#).

Multiple Choice, Multiple Correct, Single Selection Questions

The **Multiple Choice** question type in UVACollab's *Tests & Quizzes* allows three options for the number of correct answers and how many options students can select. One of those options is **Multiple Correct, Single Selection**. In this scenario, multiple answer options are correct, but students can only choose one option. This also allows for negative marking for incorrect answers.

There is not a way to set multiple correct options and only allow one to be chosen in Canvas's *Classic Quizzes* and *New Quizzes*. **Multiple Choice, Multiple Correct, Single Selection Questions** have been converted to **Multiple Answers** questions. These questions will be identified in the [Migration Exception Log](#) as in the following example:

Question Part 1, Question 2 - [Multiple Correct, Single Selection] was converted to Multiple Answers in Midterm Exam

Recommendation: Find alternative ways to assess the objective.

Consider if there are alternative ways you could assess the same objective. If you are assessing student's ability to recognize something that is known by multiple names, you can write a question that provides a description (e.g., **Identify the correct names of this creature: A brown lizard, native to Australia, with bumpy scales, which puffs up its neck when threatened**). The answer options could all be sets of possible names with one correct set of names (e.g., **Inland bearded dragon or *Pogona vitticeps***).

Multiple Choice Questions with Partial Credit

When creating a **Multiple Choice, Single Correct** question in UVACollab's *Tests & Quizzes*, there is an option to assign partial credit as percentages for each answer option. This allows students to earn some credit for choosing an incorrect but still partially acceptable answer.

There is not a way to assign partial credit to answer options in Canvas's *Classic Quizzes*. These questions will be identified in the [Migration Exception Log](#) as in the following example:

Question Part 1, Question 4 - [Single Correct] contained partial credit with B (50.0% Correct), D (100.0% Correct) in Midterm Exam

Recommendation: Use New Quizzes to vary points by answer option.

Canvas's *New Quizzes* allows authors to vary points by answer option. In *New Quizzes*, assign the desired point values to each answer option. For more information, see the *Vary Points by Answer* section of [How do I create a Multiple Choice question in New Quizzes? \(opens new window\)](#).

Numeric Response Questions with multiple answer blanks

While creating a **Numeric Response** question type in UVACollab's *Tests & Quizzes*, authors can specify where answer blanks would appear in the question text.

A **Numerical Answer** question in Canvas's *Classic Quizzes* or a **Numeric** question in *New Quizzes* presents students with one answer field under the question text. Multiple answer blanks cannot be added to one of these questions.

Numeric Response questions with multiple blanks from UVACollab were handled differently depending on how their answers were configured.

If the question had multiple blanks and did **not** include a **range of numbers** as a correct answer for at least one blank, it was converted to a **Fill in Multiple Blanks** question. These questions will be identified in the [Migration Exception Log](#) under the heading *Item(s) requiring no action* as in the following example:

Question Part 1, Question 2 type Numeric in Midterm Exam has been converted to Fill in the blank

If the question had multiple blanks and **did** include a **range of numbers** as a correct answer for at least one blank, it was converted to an **Essay Question**. These questions will be identified in the [Migration Exception Log](#) as in the following example:

Question Part 1, Question 1 - [Multiple Numeric] not supported in Midterm Exam

You will need to modify any **Numeric Response** questions that have been converted to **Essay Questions**.

Recommendation 1: Use a Fill in Multiple Blanks question to include multiple blanks for exact numbers.

Edit the question and change its type to **Fill in Multiple Blanks**, then set the correct answer for each blank to an exact number. For more information, see [How do I create a Fill-in-Multiple-Blanks quiz question? \(opens new window\)](#).

Recommendation 2: Use Gradescope to include multiple blanks for ranges of numbers.

The **Online Assignment** feature in *Gradescope* supports multiple short answer blanks in a question. These short answer fields can be automatically graded, allowing you to provide the exact answer, accept mathematical equivalents, and set a margin of error. For more information, see the *Short Answer* section of Gradescope's [Online Assignments \(Beta\) page \(opens new window\)](#). For steps to link a Gradescope assignment in Canvas, see [Using Gradescope with Canvas as an Instructor \(opens new window\)](#).

Require Rationale for Multiple Choice or True False Questions


When authoring **Multiple Choice** or **True False** questions in UVACollab's *Tests & Quizzes*, there is an option to present a text box to students and require them to provide a rationale for their answer.

There is no in-question feature to do this in Canvas's *Classic Quizzes* or *New Quizzes*. The **Require Rationale** setting will not be mentioned in the [Migration Exception Log](#).

Recommendation: Add an Essay Question after the original question.

Create an **Essay Question** after each of the original questions that ask students to share an explanation for their response. It is strongly recommended that you do not randomize questions in the assessment if you add these short answer questions. For steps to create an **Essay Question**, see one of the following articles:

- **Classic Quizzes:** [How do I create an Essay quiz question? \(opens new window\)](#)
- **New Quizzes:** [How do I create an Essay question in New Quizzes? \(opens new window\)](#)

 **Tip:** In *New Quizzes*, a **Stimulus** can be used to group questions together. For more information, see [How do I insert stimulus content in New Quizzes? \(opens new window\)](#).

Survey Questions

A **Survey** question in UVACollab's *Tests & Quizzes* is an ungraded question with set choices such as a yes or no response or a range such as strongly disagree to strongly agree.

Canvas's *Classic Quizzes* and *New Quizzes* do not include a **Survey** question type. These questions have been converted to **Multiple Choice** questions with the first answer marked as the correct answer. These questions will be identified in the [Migration Exception Log](#) as in the following example:

Question Part 8, Question 1 - [Survey] not supported in Mid-Semester Feedback Survey

Recommendation to create questions with no correct answer defined: Set up a survey in Qualtrics

Set up a survey in *Qualtrics* that includes a [Multiple Choice Question \(opens new window\)](#).

Resources for Qualtrics

General Information:

- For more information about using your UVA *Qualtrics* account, see [UVA Qualtrics Home \(opens new window\)](#).
- [Overview of Qualtrics Surveys \(opens new window\)](#).

Survey settings (UVA-only or anonymous):

- To require students to sign in with NetBadge to take the survey, associating their responses with their UVA computing IDs and names, see the *How do I set up a NetBadge-authenticated survey?* section of [UVA Qualtrics FAQs \(opens new window\)](#).
- To collect anonymous responses, see [Anonymous Links \(opens new window\)](#).

Getting and providing a link to the survey to students:

- For steps to activate and copy the link to a survey, see the [Distributions Basic Overview \(opens new window\)](#).
- To provide the link to students in your Canvas course, see [How do I create hyperlinks to external URLs in the Rich Content Editor as an instructor? \(opens new window\)](#) or [How do I add an external URL as a module item? \(opens new window\)](#).

Survey - Matrix of Choices Questions

A **Survey - Matrix of Choices** question in UVACollab's *Tests & Quizzes* provides participants with a table where they must select options for each row from corresponding columns.

Canvas's *Classic Quizzes* and *New Quizzes* do not include a matrix of choices question type.

Survey - Matrix of Choices questions have been converted to **Essay Questions**. These questions will be identified in the [Migration Exception Log](#) as in the following example:

Question Part 1, Question 32 - [Survey - Matrix of Choices] not supported in Mid-Semester Feedback Survey

Recommendation: Set up a survey in Qualtrics.

Set up a survey in *Qualtrics* that includes a [Matrix Table Question \(opens new window\)](#).

Resources for Qualtrics

General Information:

- For more information about using your UVA *Qualtrics* account, see [UVA Qualtrics Home \(opens new window\)](#).
- [Overview of Qualtrics Surveys \(opens new window\)](#).

Survey settings (UVA-only or anonymous):

- To require students to sign in with NetBadge to take the survey, associating their responses with their UVA computing IDs and names, see the *How do I set up a NetBadge-authenticated survey?* section of [UVA Qualtrics FAQs \(opens new window\)](#).
- To collect anonymous responses, see [Anonymous Links \(opens new window\)](#).

Getting and providing a link to the survey to students:

- For steps to activate and copy the link to a survey, see the [Distributions Basic Overview \(opens new window\)](#).
- To provide the link to students in your Canvas course, see [How do I create hyperlinks to external URLs in the Rich Content Editor as an instructor? \(opens new window\)](#) or [How do I add an external URL as a module item? \(opens new window\)](#).

Return to the Checklist.

Go back to the [Checklist for Reusing Content from UVACollab](#) to continue evaluating your content.